


Non-return Valves

Tech Sheet
1708



Tube to BSPP, Light Duty


0350				£
RVV6LRWD	1/8"	6	400	31.05
RVV8LRWD	1/4"	8	400	33.25
RVV10LRWD	1/4"	10	400	41.70
RVV12LRWD	3/8"	12	400	51.40
RVV15LRWD	1/2"	15	400	63.05
RVV18LRWD	1/2"	18	400	88.45
RVV22LRWD	3/4"	22	250	137.05
RVV28LRWD	1"	28	250	197.80
RVV35LRWD	1.1/4"	35	250	266.75
RVV42LRWD	1.1/2"	42	250	288.65

Tube to BSPP, Heavy Duty

0350				£
RVV6SRWD	1/4"	6	400	43.80
RVV8SRWD	1/4"	8	400	44.25
RVV10SRWD	3/8"	10	400	51.65
RVV12SRWD	3/8"	12	400	54.65
RVV14SRWD	1/2"	14	400	93.45
RVV16SRWD	1/2"	16	400	101.80
RVV20SRWD	3/4"	20	400	143.65
RVV25SRWD	1"	25	250	172.65
RVV30SRWD	1.1/4"	30	250	232.65
RVV38SRWD	1.1/2"	38	250	274.70

• 1 bar cracking pressure.

Tech Sheet
1709



Tube to Tube, Light Duty


0350				£
RV6L		6	400	31.10
RV8L		8	400	34.10
RV10L		10	400	41.15
RV12L		12	400	50.95
RV15L		15	400	67.30
RV18L		18	400	90.50
RV22L		22	250	143.00
RV28L		28	250	193.60
RV35L		35	250	260.90
RV42L		42	250	282.55

Tube to Tube, Heavy Duty

0350				£
RV6S		6	400	43.40
RV8S		8	400	44.80
RV10S		10	400	53.70
RV12S		12	400	54.35
RV14S		14	400	96.00
RV16S		16	400	90.60
RV20S		20	400	146.95
RV25S		25	250	172.80
RV30S		30	250	244.45
RV38S		38	250	276.40

• Flow from tube to male

Tech Sheet
1710




BSPP x Tube, Light Duty

0350				£
RVZ6LRWD	1/8"	6	400	29.90
RVZ8LRWD	1/4"	8	400	34.85
RVZ10LRWD	1/4"	10	400	43.40
RVZ12LRWD	3/8"	12	400	55.90
RVZ15LRWD	1/2"	15	400	66.10
RVZ18LRWD	1/2"	18	400	86.05
RVZ22LRWD	3/4"	22	250	143.85
RVZ28LRWD	1"	28	250	183.65
RVZ35LRWD	1.1/4"	35	250	253.80
RVZ42LRWD	1.1/2"	42	250	277.00

BSPP x Tube, Heavy Duty

0350				£
RVZ6SRWD	1/4"	6	400	42.10
RVZ8SRWD	1/4"	8	400	42.65
RVZ10SRWD	3/8"	10	400	54.20
RVZ12SRWD	3/8"	12	400	57.40
RVZ14SRWD	1/2"	14	400	96.75
RVZ16SRWD	1/2"	16	400	98.50
RVZ20SRWD	3/4"	20	400	137.70
RVZ25SRWD	1"	25	250	174.25
RVZ30SRWD	1.1/4"	30	250	232.15
RVZ38SRWD	1.1/2"	38	250	273.90

Tech Sheet
1711



Metric x Tube, Light Duty

0350				£
RVZ6LMWD	M10 x 1	6	400	32.55
RVZ8LMWD	M12 x 1.5	8	400	36.15
RVZ10LMWD	M14 x 1.5	10	400	45.00
RVZ12LMWD	M16 x 1.5	12	400	55.50
RVZ15LMWD	M18 x 1.5	15	400	68.45
RVZ18LMWD	M22 x 1.5	18	400	94.25
RVZ22LMWD	M26 x 1.5	22	250	150.85
RVZ28LMWD	M33 x 2	28	250	218.30
RVZ35LMWD	M42 x 2	35	250	281.45
RVZ42LMWD	M48 x 2	42	250	305.95

Metric x Tube, Heavy Duty

0350				£
RVZ8SMWD	M14 x 1.5	8	400	47.95
RVZ10SMWD	M16 x 1.5	10	400	57.20
RVZ12SMWD	M18 x 1.5	12	400	63.35
RVZ14SMWD	M20 x 1.5	14	400	110.20
RVZ16SMWD	M22 x 1.5	16	400	106.90
RVZ20SMWD	M27 x 2	20	400	152.60
RVZ25SMWD	M33 x 2	25	250	186.65
RVZ30SMWD	M42 x 2	30	250	256.00
RVZ38SMWD	M48 x 2	38	250	302.95

Shuttle Valves

Tech Sheet
1712



Ball Seat, Light Duty

0350			£
TWV8L	8	250	77.65
TWV10L	10	250	87.85
TWV12L	12	250	122.65

Customers who bought from this page also purchased...

Hydraulic Oil



...see page 323