

Air Preparation

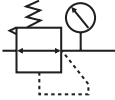


Working Temperature:
-5°C to +60°C

Maximum Working Pressure:
10 bar

Mini Regulators

Max inlet pressure 10 bar
Operating Pressure 0.5 to 9.0 bar



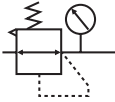
Tech Sheet
3066

Supplied with Mounting Bracket & 10 bar Gauge, BSPP

0338		
KRS200-06	1/8"	27.35
KRS200-08	1/4"	27.35

200 Series Regulators

Operating Pressure 1.5 to 9.0 bar



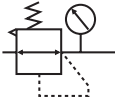
Tech Sheet
3064

Supplied with Mounting Bracket & 10 bar Gauge, BSPP

0338			
KRS200-06-F-3	1/8"	3000	38.20
KRS200-08-F-3	1/4"	3000	38.20

300 Series Regulators

Operating Pressure 1.5 to 9.0 bar



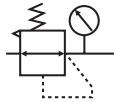
Tech Sheet
3064

Supplied with Mounting Bracket & 10 bar Gauge, BSPP

0338			
KRS300-08-F-3	1/4"	5000	60.55
KRS300-10-F-3	3/8"	5000	60.55
KRS300-15-F-3	1/2"	5000	60.55

400 Series Regulators

Operating Pressure 1.5 to 9.0 bar



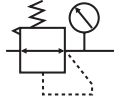
Tech Sheet
3064

Supplied with Mounting Bracket & 10 bar Gauge, BSPP

0338			
KRS400-10-F-3	3/8"	7500	70.00
KRS400-15-F-3	1/2"	7500	70.00

600 Series Regulators

Operating Pressure 1.5 to 9.0 bar



Tech Sheet
3064

Supplied with Mounting Bracket & 10 bar Gauge, BSPP

0338			
KRS600-20-F-3	3/4"	9500	162.75
KRS600-25-F-3	1"	9500	162.75



All KELM™ Regulators can now be adapted to use either a 40mm or 50mm round face gauge with the new KELM Gauge Adaptor. See page 514

