


Tech Sheet 3127

Panel Mounting Visual Indicators



 Working Temperature:
0°C to +60°C

 Working Pressure:
Full actuation: 0.5 to 7 bar (7 to 100 psi)
Full de-actuation: 0 to 0.15 bar (0 to 2 psi)

Supplied with panel mounting nut
Hole Dimension 31mm Ø, panel thickness
no more than 9mm



Metric Thread, M5 x 0.8

0338



VIS-001-04A	Off Red - On Green	80.10
VIS-001-04B	Off Green - On Red	80.10

1/8" BSPP Thread

0338





VIS-001-06A	Off Red - On Green	80.10
VIS-001-06B	Off Green - On Red	80.10


Drain Valves

Tech Sheet 10656

Digital Automatic Drain Valve

 Conforms to CE standard

 Working Temperature:
-20°C to +60°C

 Maximum Working Pressure:
16 bar

Two-way two-position direct acting compressor drain valve.

Low maintenance design

Fully automatic digital design

IP65

Available in 24V DC, 110V AC & 240V AC

Available in 1/4", 3/8" & 1/2" BSPP

Operating times:

ON - 0.5 to 10 Sec

OFF - 0.5 to 45 Min



1/4" BSPP

0412



K-3800-02-24	24V DC	174.15
K-3800-02-110	110V AC	174.15
K-3800-02-240	240V AC	174.15

3/8" BSPP

0412



K-3800-03-24	24V DC	174.15
K-3800-03-110	110V AC	174.15
K-3800-03-240	240V AC	174.15

1/2" BSPP

0412



K-3800-04-24	24V DC	174.15
K-3800-04-110	110V AC	174.15
K-3800-04-240	240V AC	174.15