

Liquid Relief Valve (Fig 542L)

Applications: NABIC liquid relief valves are intended for use where pressure tightness is required on the discharge side of the valve. They are ideal for use on pump relief and bypass relief applications, also on outside installations and where tamper-proof units are required.

Available options: stainless steel springs, high pressure versions and Viton seat design.


Construction: the valves are of gunmetal construction with top-guided copper alloy parts. Fitted with chrome vanadium spring as standard, they also incorporate the proven NABIC PTFE to metal seating design. O-Ring seals ensure pressure tightness at cover and cap joints.

Note: due to pressure setting and certification of this product, normal delivery will be up to 3 working days (manufacturers stock permitting), although a quicker service may be available if required. Please contact Sales.

Features:







- High degree of seat tightness
- WRAS approved for use on potable water
- Designed and tested to BS 6759
- Certified discharge tables

 Maximum Working Temperature: +195°C

 Maximum Working Pressure: 12.5 bar



BSPT

0115			£	0115			£	0115			£
542L-15-1	1/2"	1	178.30	542L-20-6.5	3/4"	6.5	204.70	542L-32-10.5	1.1/4"	10.5	373.00
542L-15-1.5	1/2"	1.5	178.30	542L-20-7	3/4"	7	204.70	542L-40-1.5	1.1/2"	1.5	499.55
542L-15-2	1/2"	2	178.30	542L-20-8	3/4"	8	204.70	542L-40-2.5	1.1/2"	2.5	499.55
542L-15-2.5	1/2"	2.5	178.30	542L-20-9	3/4"	9	204.70	542L-40-5	1.1/2"	5	499.55
542L-15-3	1/2"	3	178.30	542L-20-10	3/4"	10	204.70	542L-40-6	1.1/2"	6	499.55
542L-15-3.5	1/2"	3.5	178.30	542L-25-1	1"	1	270.75	542L-40-7	1.1/2"	7	499.55
542L-15-4	1/2"	4	178.30	542L-25-1.5	1"	1.5	270.75	542L-40-10	1.1/2"	10	499.55
542L-15-4.5	1/2"	4.5	178.30	542L-25-2	1"	2	270.75	542L-50-1.5	2"	1.5	630.50
542L-15-5	1/2"	5	178.30	542L-25-2.5	1"	2.5	270.75	542L-50-2	2"	2	630.50
542L-15-6	1/2"	6	178.30	542L-25-3	1"	3	270.75	542L-50-4	2"	4	630.50
542L-15-7	1/2"	7	178.30	542L-25-3.5	1"	3.5	270.75	542L-50-7.5	2"	7.5	630.50
542L-15-8.5	1/2"	8.5	178.30	542L-25-4	1"	4	270.75	542L-50-8.5	2"	8.5	630.50
542L-15-10	1/2"	10	178.30	542L-25-5	1"	5	270.75	542L-50-9.5	2"	9.5	630.50
542L-15-10.5	1/2"	10.5	178.30	542L-25-6	1"	6	270.75	542L-50-10	2"	10	630.50
542L-20-1	3/4"	1	178.30	542L-25-7	1"	7	270.75	542L-50-10.5	2"	10.5	630.50
542L-20-1.5	3/4"	1.5	204.70	542L-25-8	1"	8	270.75	542L-65-2	2.1/2"	2	885.35
542L-20-2	3/4"	2	204.70	542L-25-10	1"	10	270.75	542L-65-3	2.1/2"	3	885.35
542L-20-2.5	3/4"	2.5	204.70	542L-25-10.5	1"	10.5	270.75	542L-65-3.5	2.1/2"	3.5	885.35
542L-20-3	3/4"	3	204.70	542L-32-3	1.1/4"	3	373.00	542L-65-5	2.1/2"	5	885.35
542L-20-3.5	3/4"	3.5	204.70	542L-32-4	1.1/4"	4	373.00	542L-80-4.5	3"	4.5	1267.55
542L-20-5	3/4"	5	204.70	542L-32-8	1.1/4"	8	373.00	542L-80-7	3"	7	1267.55
542L-20-6	3/4"	6	204.70	542L-32-10	1.1/4"	10	373.00				

Individual Test Certificates to be requested at the time of order.