


Male Stud Couplings

Form B, BSPP

Tech Sheet
1663



Light Duty



Part No.	Size	Length	Weight	Price
GEV6LR	1/8"	6	400	3.25
GEV8LR1/8	1/8"	8	400	6.70
GEV6LR1/4	1/4"	6	400	4.85
GEV8LR	1/4"	8	400	4.15
GEV10LR	1/4"	10	400	4.55
GEV12LR1/4	1/4"	12	400	6.15
GEV6LR3/8	3/8"	6	400	6.55
GEV8LR3/8	3/8"	8	400	6.00
GEV10LR3/8	3/8"	10	400	5.80
GEV12LR	3/8"	12	400	6.00
GEV15LR3/8	3/8"	15	400	9.90
GEV18LR3/8	3/8"	18	400	21.50
GEV8LR1/2	1/2"	8	400	12.70
GEV10LR1/2	1/2"	10	400	9.45
GEV12LR1/2	1/2"	12	400	8.65
GEV15LR	1/2"	15	400	8.20
GEV18LR	1/2"	18	400	10.45
GEV22LR1/2	1/2"	22	250	26.50
GEV15LR3/4	3/4"	15	400	30.15
GEV18LR3/4	3/4"	18	400	19.25
GEV22LR	3/4"	22	250	15.20
GEV28LR3/4	3/4"	28	250	62.75
GEV22LR1	1"	22	250	64.80
GEV28LR	1"	28	250	27.90
GEV35LR1	1"	35	250	80.20
GEV42LR	1.1/2"	42	250	46.65


Heavy Duty



Part No.	Size	Length	Weight	Price
GEV6SR	1/4"	6	630	4.35
GEV8SR	1/4"	8	630	4.95
GEV10SR1/4	1/4"	10	630	9.15
GEV12SR1/4	1/4"	12	630	12.10
GEV8SR3/8	3/8"	8	630	12.10
GEV10SR	3/8"	10	630	6.40
GEV12SR	3/8"	12	630	7.00
GEV14SR3/8	3/8"	14	630	38.00
GEV16SR3/8	3/8"	16	630	23.60
GEV8SR1/2	1/2"	8	630	32.55
GEV10SR1/2	1/2"	10	630	9.90
GEV12SR1/2	1/2"	12	630	8.20
GEV14SR	1/2"	14	630	12.10
GEV16SR	1/2"	16	630	11.50
GEV20SR1/2	1/2"	20	400	30.15
GEV16SR3/4	3/4"	16	630	19.00
GEV20SR	3/4"	20	400	17.40
GEV25SR3/4	3/4"	25	400	45.95
GEV30SR3/4	3/4"	30	250	68.65
GEV20SR1	1"	20	400	55.60
GEV25SR	1"	25	400	30.15
GEV30SR1	1"	30	250	57.40
GEV30SR	1.1/4"	30	250	46.35
GEV38SR11/4	1.1/4"	38	250	66.65
GEV38SR	1.1/2"	38	250	57.10

Form E, Metric

Tech Sheet
1664



Light Duty



Part No.	Size	Length	Weight	Price
GEV6LMWD	M10 x 1	6	500	4.35
GEV8LMWD	M12 x 1.5	8	500	5.25
GEV10LMWD	M14 x 1.5	10	500	5.80
GEV12LMWD	M16 x 1.5	12	400	7.45
GEV12LM18X1.5WD	M18 x 1.5	12	400	12.25
GEV15LMD	M18 x 1.5	15	400	8.55
GEV18LM18X1.5WD	M18 x 1.5	18	400	13.30
GEV12LM22X1.5WD	M22 x 1.5	12	400	13.90
GEV15LM22X1.5WD	M22 x 1.5	15	400	14.65
GEV18LMWD	M22 x 1.5	18	400	12.10
GEV22LMWD	M26 x 1.5	22	250	17.55
GEV28LMWD	M33 x 2	28	250	30.50
GEV35LMWD	M42 x 2	35	250	43.85


Heavy Duty



Part No.	Size	Length	Weight	Price
GEV6SMWD	M12 x 1.5	6	800	5.70
GEV8SMWD	M14 x 1.5	8	800	6.25
GEV10SMWD	M16 x 1.5	10	800	7.75
GEV12SMWD	M18 x 1.5	12	630	8.50
GEV14SMWD	M20 x 1.5	14	630	14.35
GEV16SMWD	M22 x 1.5	16	630	13.30
GEV20SMWD	M27 x 2	20	420	19.60
GEV25SMWD	M33 x 2	25	420	33.45
GEV30SMWD	M42 x 2	30	420	50.65
GEV38SMWD	M48 x 2	38	420	59.05

Form E, BSPP

Tech Sheet
1665



Light Duty



Part No.	Size	Length	Weight	Price
GEV6LRWD	1/8"	6	500	4.25
GEV8LR1/8WD	1/8"	8	500	7.65
GEV6LR1/4WD	1/4"	6	500	5.80
GEV8LRWD	1/4"	8	500	5.30
GEV10LRWD	1/4"	10	500	5.50
GEV12LR1/4WD	1/4"	12	400	7.60
GEV8LR3/8WD	3/8"	8	500	7.05
GEV10LR3/8WD	3/8"	10	500	7.00
GEV12LR1/2WD	1/2"	12	400	7.05
GEV15LR3/8WD	3/8"	15	400	10.85
GEV10LR1/2WD	1/2"	10	500	10.65
GEV12LR1/2WD	1/2"	12	400	10.10
GEV15LRWD	1/2"	15	400	9.55
GEV18LRWD	1/2"	18	400	11.60
GEV18LR3/4WD	3/4"	18	400	20.55
GEV22LRWD	3/4"	22	250	16.50
GEV28LRWD	1"	28	250	30.45
GEV35LRWD	1.1/4"	35	250	42.50
GEV42LRWD	1.1/2"	42	250	51.65

Heavy Duty



Part No.	Size	Length	Weight	Price
GEV6SRWD	1/4"	6	800	5.50
GEV8SRWD	1/4"	8	800	6.00
GEV10SR1/4WD	1/4"	10	800	10.30
GEV12SR1/4WD	1/4"	12	630	13.05
GEV8SR3/8WD	3/8"	8	800	12.95
GEV10SRWD	3/8"	10	800	7.65
GEV12SRWD	3/8"	12	630	8.10
GEV16SR3/8WD	3/8"	16	630	24.55
GEV10SR1/2WD	1/2"	10	800	11.05
GEV12SR1/2WD	1/2"	12	630	9.75
GEV14SRWD	1/2"	14	630	13.45
GEV16SRWD	1/2"	16	630	12.85
GEV16SR3/4WD	3/4"	16	630	20.45
GEV20SRWD	3/4"	20	420	18.75
GEV25SR3/4WD	3/4"	25	420	46.80
GEV25SRWD	1"	25	420	32.70
GEV30SRWD	1.1/4"	30	420	49.40
GEV38SRWD	1.1/2"	38	420	61.70

For...

Hydraulic Ball Valves

...see pages 196-199