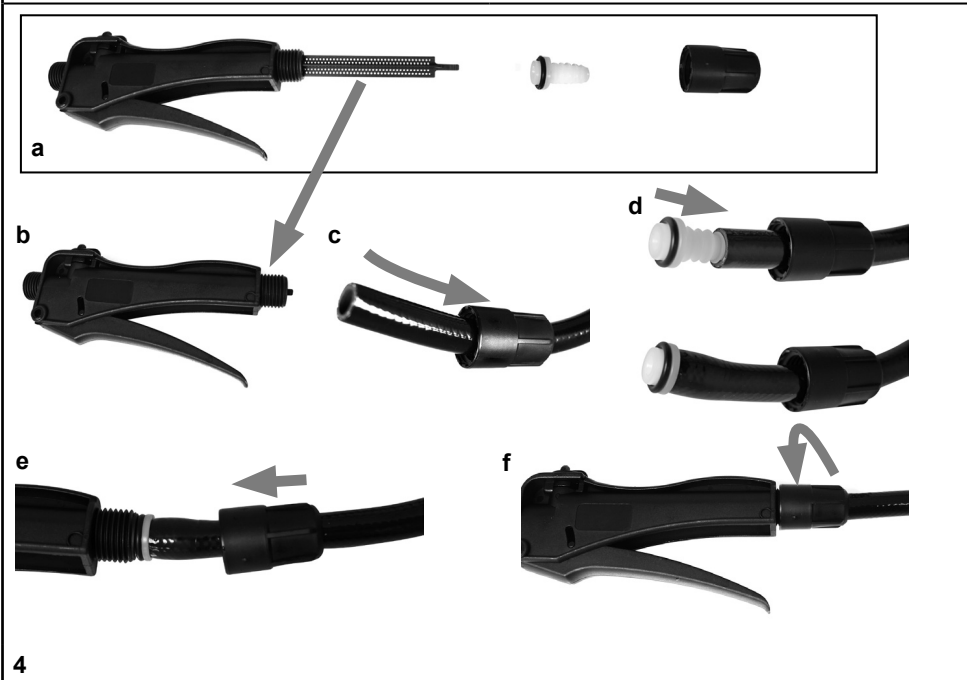


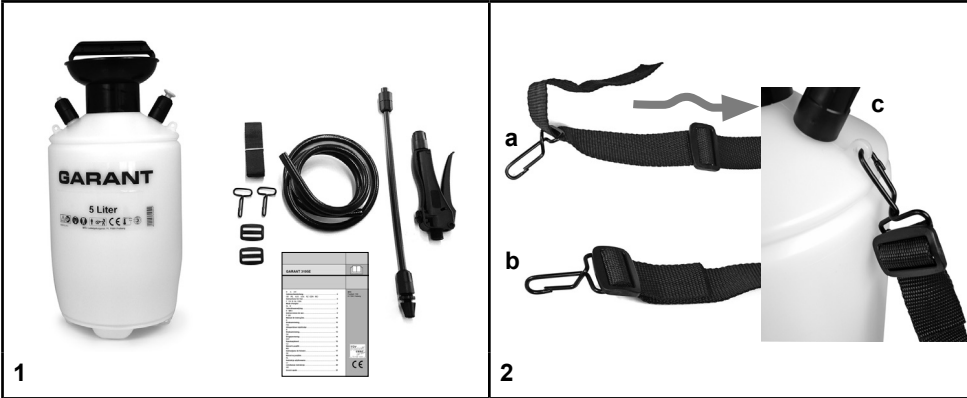
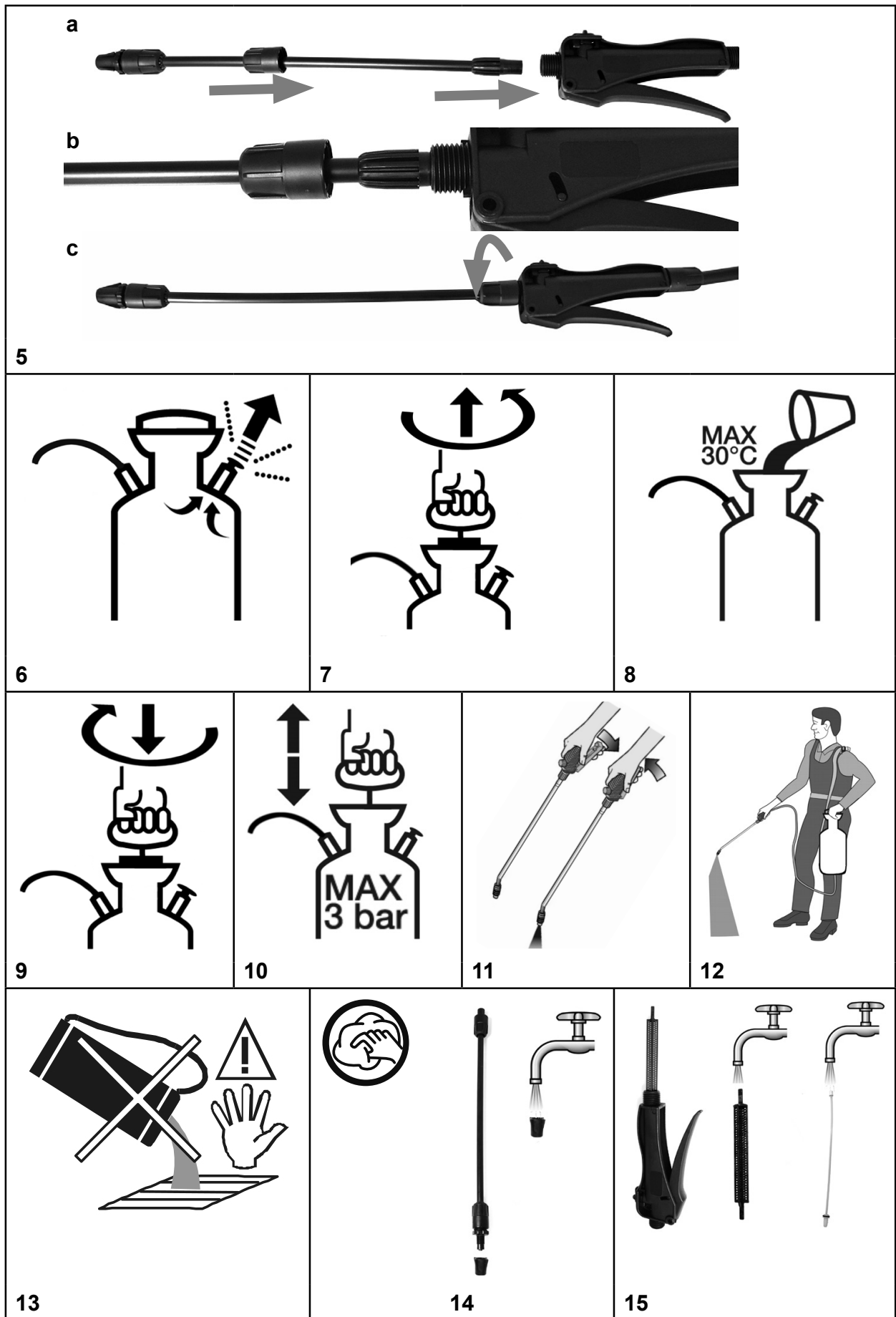


Compression Sprayers





Usage

GARANT 3195... is designed for spraying products to protect plants outdoors and in well ventilated rooms. Always follow the instructions of the spray agent manufacturers.

At the time of manufacture, there are no known harmful effects to the device caused by plant protection products approved by the BVL Federal Office.

Not suitable for

- Combustible liquids
- Corrosive substances
- Liquids at temperatures above 30 °C (104 °F)
- Solvents and liquids containing solvents
- Viscous or sticky liquids or liquids that form residues
- Use in applications for foodstuffs
- Storing and holding liquids.

Safety

Take precautions to prevent hazardous substances from being misused

Keep device out of the reach of children.

Never spray on people, animals, electrical devices and lines, into the wind, or into bodies of water.

Repairs and modifications to the tank are not permitted.

Do not render safety valve inoperative.

Do not put the device under pressure or leave in the sun, protect from heat and frost.

When handling hazardous substances, wear protective equipment.

When pumping, always observe the max. spraying pressure.

Before filling, after use and before maintenance work, allow the residual pressure in the tank to dissipate completely.

Technical data

Max. quantity	5 l
Total contents	6.45 l
Max. pressure	3 bar
Max. temperature	30 °C
Empty weight	1.7 kg
Max. weight	6.7 kg
Tank	Polyethylene
Max. volume flow	1.1 l/min
Recoil force	< 5 N

Assembling and checking

Figs. 2 - 5

Visual inspection for damage

Leak-tightness: Pump empty device up to 2 bar. (Fig. 10)

Pressure drop in 30 min. < 0.5 bar.

Function: Pull up red button on the pressure gauge. (Fig. 6)

Pressure must escape.

Replace damaged or non-functioning parts immediately.

Preparing and spraying

Depressurize tank (Fig. 6)

Figs. 7-12

After usage

Empty and rinse the device with clear water. Collect and dispose of residual liquid according to applicable laws and regulations.

Follow the instructions of the spray product manufacturer!

(Fig. 13)

Care and maintenance

(Fig. 14 - 15)

Have an expert inspect the device externally every 2 years and internally every 5 years.

Faults

Fault	Remedy
No pressure builds up in the device No tank pressure indication on the piston pressure gauge	Screw pump tightly. (Fig. 9)
Nozzle does not spray	Clean filter and nozzle (Figs. 14 + 15)

DECLARATION OF CONFORMITY according to EC Machinery Directive 2006/42/EC, Appendix II, No. 1A. We, MFD, Ludwigsburger Str. 71, D-71691 Freiberg declare under our sole responsibility that the products pressure spraying devices of the Garant.. in the version supplied comply with all relevant provisions of the Directive 2006/42/EC. Rolf Rehkugler, Ludwigsburger Str. 71, D-71691 Freiberg, is authorized to compile the technical documentation.

Freiberg, 15.12.2011



Bernd Stockburger -
Managing Director