



276 Threadlocker High Strength Fast Fixture

Product Description

LOCTITE® 276™ provides the following product characteristics:

Technology	Acrylic
Chemical type	Dimethacrylate ester
Appearance (uncured)	Green liquid ^{LMS}
Fluorescence	Positive under UV light ^{LMS}
Components	One component, requires no mixing
Viscosity	Low
Cure	Anaerobic
Secondary cure	Activator
Application	Threadlocking
Strength	High

LOCTITE® 276™ is designed for the permanent locking and sealing of threaded fasteners. The product cures when confined in the absence of air between close fitting metal surfaces and prevents loosening and leakage from shock and vibration. LOCTITE® 276™ is particularly suited for fast cure thereby reducing the need for activators, and/or for use on less active substrates such as coated or plated surfaces.

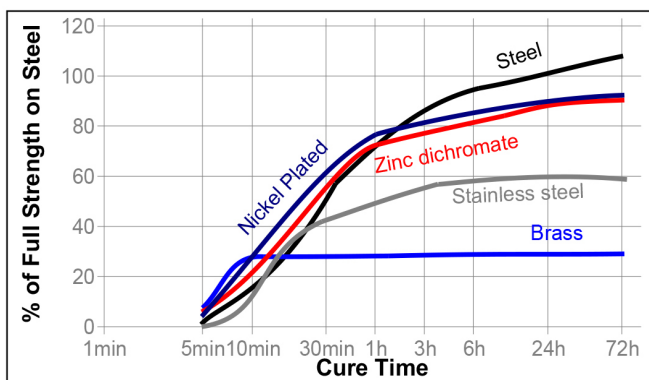
Typical Properties of Uncured Material

Specific gravity @ 25°C	1.05
Flash point – see SDS	
Viscosity, Brookfield – RVT, 25°C, mPa·s (cP):	
Spindle 2, speed 20 rpm	380 to 620 ^{LMS}

Typical Curing Performance

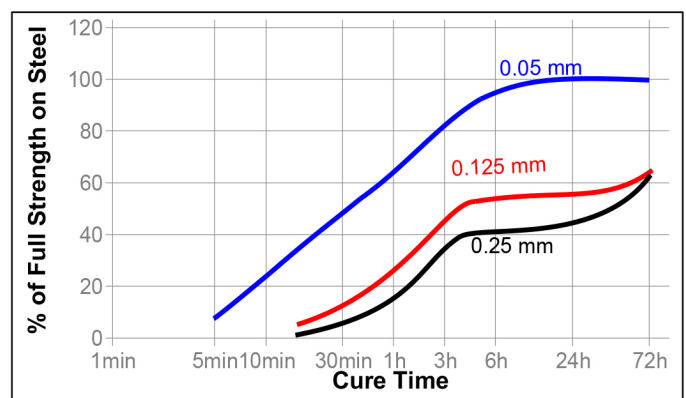
Cure Speed vs. Substrate

The rate of cure will depend on the substrate used. The graph below shows the breakaway strength developed with time on M10 steel nuts and bolts compared to different materials and tested at room temperature according to ISO 10964.



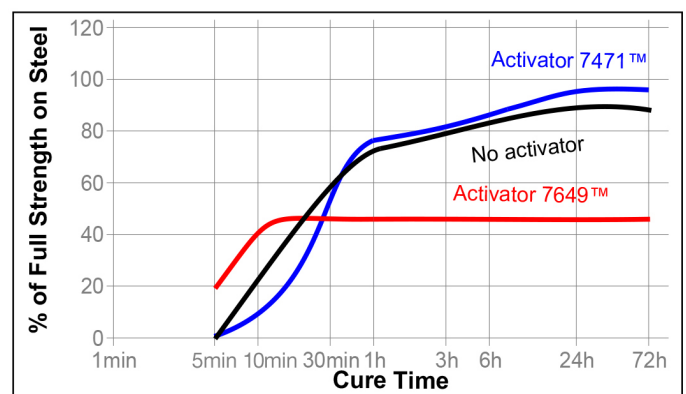
Cure Speed vs. Bond Gap

The rate of cure will depend on the bondline gap. The following graph shows shear strength developed with time on steel pins and collars at different controlled gaps and tested according to ISO 10123.



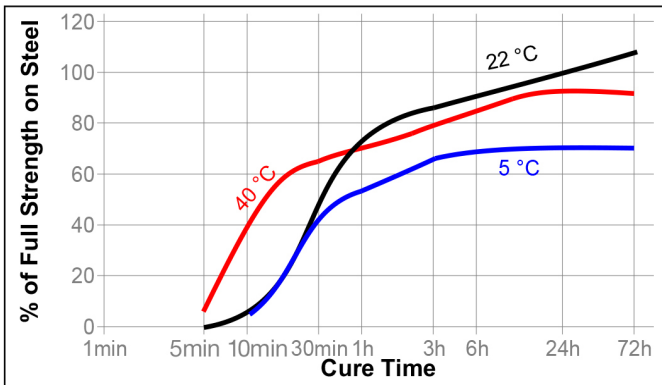
Cure Speed vs. Activator

Where cure speed is unacceptably long, or large gaps are present, applying activator to the surface will improve cure speed. The graph below shows the breakaway strength developed with time on M10 zinc dichromate steel nuts and bolts using Activator 7471™ or 7649™ and tested according to ISO 10964.



Cure Speed vs. Temperature

The rate of cure will depend on the temperature. The graph below shows the breakaway strength developed with time at different temperatures on M10 steel nuts and bolts and tested according to ISO 10123.



Typical Properties of Cured Material

Physical Properties

Coefficient of Thermal Expansion, ISO 11359-2, K-1:	
Below Tg	47×10 ⁻⁶
Above Tg	143×10 ⁻⁶
Glass Transition Temperature (Tg) by TMA, °C	104

Typical Performance of Cured Material

Adhesive Properties

Cured for 24 hours @ 22°C		
Breakaway Torque, ISO 10964, Unseated:	N-m	lb.in.
M10 steel nuts and bolts	60	530
Prevail Torque, ISO 10964, Unseated:	N-m	lb.in.
M10 steel nuts and bolts	41	360
Breakloose Torque, ISO 10964, Pre-torqued to 5 N-m:	N-m	lb.in.
M10 steel nuts and bolts (seated)	55	490
Compressive Shear Strength, ISO 10123:	N-m	lb.in.
Steel pins and collars (degreased)	≥20 ^{LMS}	≥2,900

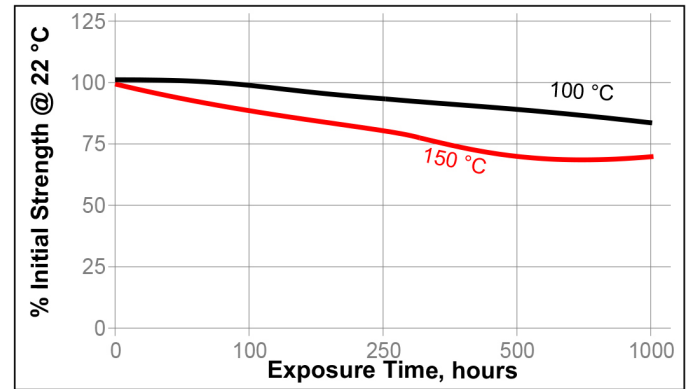
Cured for 1 week @ 22°C		
Breakloose Torque, ISO 10964, Pre-torqued to 5 N-m:	N-m	lb.in.
M10 zinc phosphate nuts and bolts	46	400
M10 stainless steel nuts and bolts	30	265

Typical Environmental Resistance

Cured for 1 week @ 22°C	
Breakloose Torque, ISO 10964, Pre-torqued to 5 N-m:	
M10 zinc phosphate steel nuts and bolts	

Heat Aging

Aged at temperature indicated and tested @ 22°C



Chemical/Solvent Resistance

Aged under conditions indicated and tested @ 22°C

Environment	°C	% of initial strength		
		500 h	1000 h	5000 h
Acetone	22	85	80	80
Brake fluid	22	95	95	95
Ethanol	22	95	85	90
Motor oil	125	90	100	90
Gasoline (unleaded)	22	100	95	95
Water/glycol 50/50	87	90	85	90

General Information

This product is not recommended for use in pure oxygen and/or oxygen rich systems and should not be selected as a sealant for chlorine or other strong oxidizing materials.

For safe handling information on this product, consult the Safety Data Sheet (SDS).

Where aqueous washing systems are used to clean the surfaces before bonding, it is important to check for compatibility of the washing solution with the adhesive. In some cases these aqueous washes can affect the cure and performance of the adhesive.

This product is not normally recommended for use on plastics (particularly thermoplastic materials where stress cracking of the plastic could result). Users are recommended to confirm compatibility of the product with such substrates.

Directions for Use:

For Assembly

- 1 For best results, clean all surfaces (external and internal) with a LOCTITE® cleaning solvent and allow to dry.
- 2 If the cure speed is too slow, spray all threads with Activator 7471™ or 7649™ and allow to dry.
- 3 To prevent the product from clogging in the nozzle, do not allow the tip to touch metal surfaces during application.
- 4 **For Thru Holes**, apply several drops of the product onto the bolt at the nut engagement area.
- 5 **For Blind Holes**, apply several drops of the product down the internal threads to the bottom of the hole.
- 6 **For Sealing Applications**, apply a 360° bead of product to the leading threads of the male fitting, leaving the first thread free. Force the material into the threads to thoroughly fill the voids. For bigger threads and voids, adjust product amount accordingly and apply a 360° bead of product on the female threads also.
- 7 Assemble and tighten as required.

For Disassembly

- 1 Apply localized heat to the assembly to approximately 250°C. Disassemble while hot.

For Cleanup

- 1 Cured product can be removed with a combination of soaking in a Loctite solvent and mechanical abrasion such as a wire brush.

Loctite Material Specification

LMS dated July-01, 2008. Test reports for each batch are available for the indicated properties. LMS test reports include selected QC test parameters considered appropriate to specifications for customer use. Additionally, comprehensive controls are in place to assure product quality and consistency. Special customer specification requirements may be coordinated through Henkel Quality.

Storage

Store product in the unopened container in a dry location. Storage information may be indicated on the product container labelling.

Optimal Storage: 8°C to 21°C. Storage below 8°C or greater than 28°C can adversely affect product properties.

Material removed from containers may be contaminated during use. Do not return product to the original container. Henkel Corporation cannot assume responsibility for product which has been contaminated or stored under conditions other than those previously indicated. If additional information is required, please contact your local Technical Service Center or Customer Service Representative.

Conversions

$$(^{\circ}\text{C} \times 1.8) + 32 = ^{\circ}\text{F}$$

$$\text{kV/mm} \times 25.4 = \text{V/mil}$$

$$\text{mm} / 25.4 = \text{inches}$$

$$\mu\text{m} / 25.4 = \text{mil}$$

$$\text{N} \times 0.225 = \text{lb}$$

$$\text{N/mm} \times 5.71 = \text{lb/in}$$

$$\text{N/mm}^2 \times 145 = \text{psi}$$

$$\text{MPa} \times 145 = \text{psi}$$

$$\text{N}\cdot\text{m} \times 8.851 = \text{lb}\cdot\text{in}$$

$$\text{N}\cdot\text{m} \times 0.738 = \text{lb}\cdot\text{ft}$$

$$\text{N}\cdot\text{mm} \times 0.142 = \text{oz}\cdot\text{in}$$

$$\text{mPa}\cdot\text{s} = \text{cP}$$