



572 Low Strength, Slow Cure, Pipe Seal

Product Description

LOCTITE® 572 provides the following product characteristics:

Technology	Acrylic
Chemical type	Dimethacrylate ester
Appearance (uncured)	White to off-white paste ^{LMS}
Components	One component, requires no mixing
Viscosity	High, thixotropic
Cure	Anaerobic
Secondary cure	Thread sealing
Application	Bonding
Strength	Medium

LOCTITE® 572 is designed for the locking and sealing of metal pipes and fittings. The product cures when confined in the absence of air between close fitting metal surfaces and prevents loosening and leakage from shock and vibration. The thixotropic nature of LOCTITE® 572 reduces the migration of liquid product after application to the substrate.

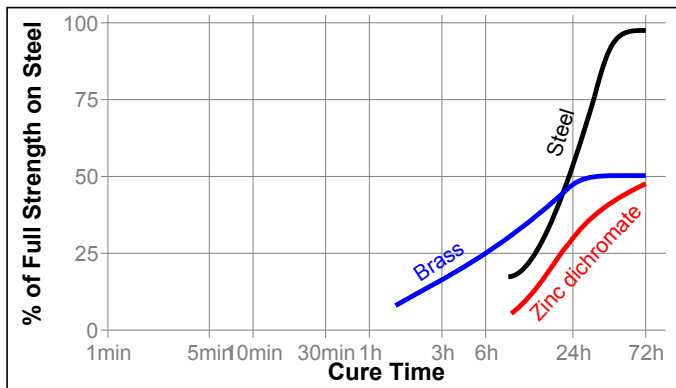
Typical Properties of Uncured Material

Specific Gravity @ 25°C	1.25
Flash point - see SDS	
Viscosity, Brookfield - RVT, 25°C, mPa·s (cP):	
Spindle 6, speed 2.5 rpm,	28,800 to 77,000 ^{LMS}
Spindle 6, speed 20 rpm	14,400 to 28,600 ^{LMS}

Typical Curing Performance

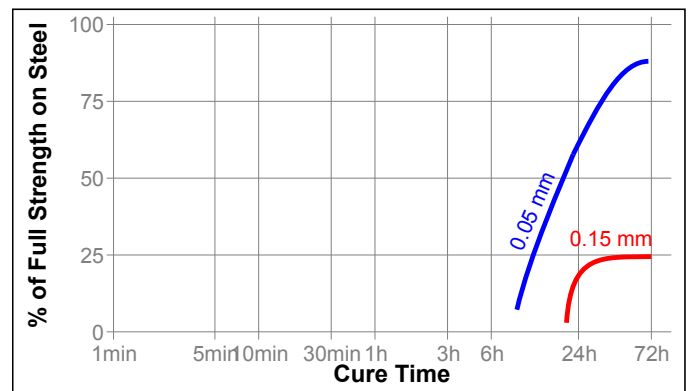
Cure Speed vs. Substrate

The rate of cure will depend on the substrate used. The graph below shows the breakaway strength developed with time on M10 steel nuts and bolts compared to different materials and tested according to ISO 10964.



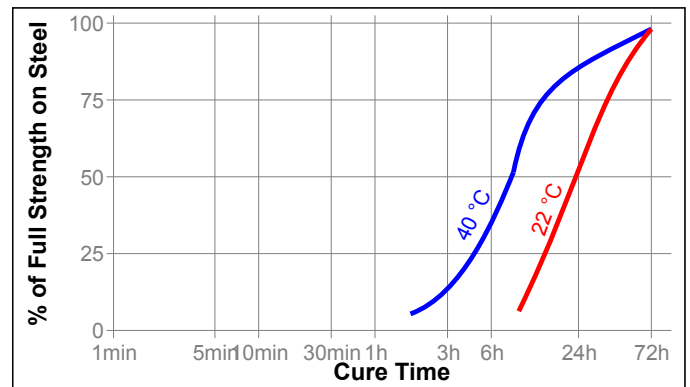
Cure Speed vs. Bond Gap

The rate of cure will depend on the bond line gap. Gaps in threaded fasteners depends on thread type, quality and size. The following graph shows shear strength developed with time on steel pins and collars at different controlled gaps and tested according to ISO 10123.



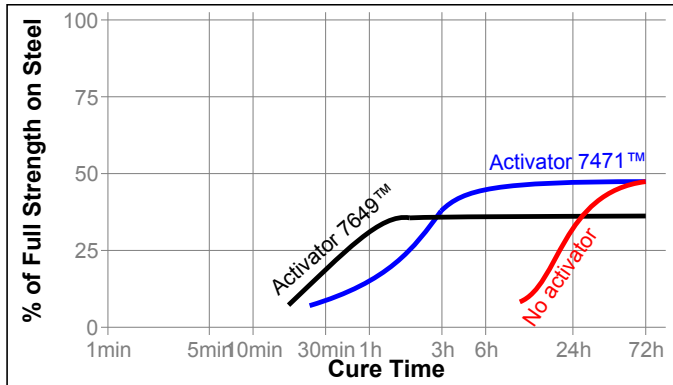
Cure Speed vs. Temperature

The rate of cure will depend on the temperature. The graph below shows the breakaway strength developed with time at different temperatures on M10 steel nuts and bolts and tested according to ISO 10964.



Cure Speed vs. Activator

Where cure speed is unacceptably long, or large gaps are present, applying activator to the surface will improve cure speed. The graph below shows the breakaway strength developed with time on M10 zinc dichromate steel nuts and bolts using Activator 7471™ and 7649™ and tested according to ISO 10964.



Typical Properties Of Cured Material

Physical Properties

Coefficient of Thermal Expansion, ISO 11359-2, K ⁻¹	80×10 ⁻⁶
Coefficient of Thermal Conductivity, ISO 8302, W/(m·K)	0.1
Specific Heat, kJ/(kg·K)	0.3

Typical Performance of Cured Material

Adhesive Properties

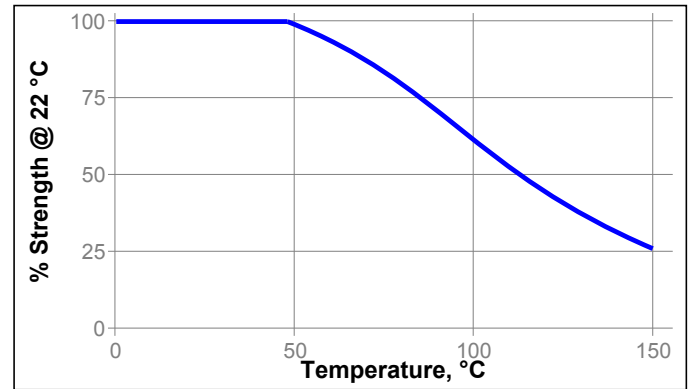
After 24 hours @ 22°C		
Breakaway Torque, ISO 10964:	N.m	lb.in.
M10 steel nuts and bolts	7	60
Prevail Torque, ISO 10964:	N.m	lb.in.
M10 steel nuts and bolts	3	30
Breakloose Torque, ISO 10964, Pre-torqued to 5 N·m:	N.m	lb.in.
M10 steel nuts and bolts	20	180
Max. Prevail Torque, ISO 10964, Pre-torqued to 5 N·m:	N.m	lb.in.
M10 steel nuts and bolts	20	180
Compressive Shear Strength, ISO 10123:	N/mm²	psi
Steel pins and collars	0.5 ^{LMS}	70

Typical Environmental Resistance

Cured for 1 week @ 22°C	
Breakloose Torque, ISO 10964, Pre-torqued to 5 N·m:	
M10 zinc phosphate steel nuts and bolts	

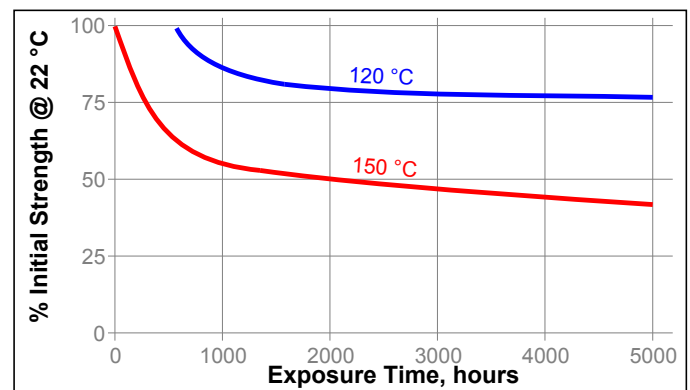
Hot Strength

Tested at temperature



Heat Aging

Aged at temperature indicated and tested @ 22°C



Chemical/Solvent Resistance

Aged under conditions indicated and tested @ 22°C

Environment	°C	% of initial strength		
		100 h	500 h	1000 h
Motor oil (MIL-L-46152)	125	75	70	70
Leaded petrol	22	95	95	95
Brake fluid	22	100	100	100
Water/glycol 50/50	87	90	80	55
Ethanol	22	90	90	90
Acetone	22	85	85	75

General Information

This product is not recommended for use in pure oxygen and/or oxygen rich systems and should not be selected as a sealant for chlorine or other strong oxidizing materials.

For safe handling information on this product, consult the Material Safety Data Sheet (MSDS).

Where aqueous washing systems are used to clean the surfaces before bonding, it is important to check for compatibility of the washing solution with the adhesive. In some cases these aqueous washes can affect the cure and performance of the adhesive.

This product is not normally recommended for use on plastics (particularly thermoplastic materials where stress cracking of the plastic could result). Users are recommended to confirm compatibility of the product with such substrates.

Directions for Use:

For Assembly

- 1 For best results, clean all surfaces (external and internal) with a LOCTITE® cleaning solvent and allow to dry.
- 2 If the material is an inactive metal or the cure speed is too slow, spray with Activator 7471™ or 7649™ and allow to dry.
- 3 Apply a 360° bead of product to the leading threads of the male fitting, leaving the first thread free. Force the material into the threads to thoroughly fill the voids. For bigger threads and voids, adjust product amount accordingly and apply a 360° bead of product on the female threads also.
- 4 Using compliant practices, assemble and wrench tighten fittings in accordance with manufacturers recommendations.
- 5 Properly tightened fittings will seal instantly to moderate pressures. For maximum pressure resistance and solvent resistance allow the product to cure a minimum of 24 hours.

For Disassembly

- 1 Remove with standard hand tools.
- 2 Where hand tools do not work because of excessive engagement length or large diameters (over 1"), apply localized heat to approximately 250°C. Disassemble while hot.

For Cleanup

- 1 Cured product can be removed with a combination of soaking in a Loctite solvent and mechanical abrasion such as a wire brush.

Loctite Material Specification^{LMS}

LMS dated July 9, 2013. Test reports for each batch are available for the indicated properties. LMS test reports include selected QC test parameters considered appropriate to specifications for customer use. Additionally, comprehensive controls are in place to assure product quality and consistency. Special customer specification requirements may be coordinated through Henkel Quality.

Storage

Store product in the unopened container in a dry location. Storage information may be indicated on the product container labelling.

Optimal Storage: 8°C to 21°C. Storage below 8°C or greater than 28°C can adversely affect product properties.

Material removed from containers may be contaminated during use. Do not return product to the original container. Henkel Corporation cannot assume responsibility for product which has been contaminated or stored under conditions other than those previously indicated. If additional information is required, please contact your local Technical Service Center or Customer Service Representative.

Conversions

$$(^{\circ}\text{C} \times 1.8) + 32 = ^{\circ}\text{F}$$

$$\text{kV/mm} \times 25.4 = \text{V/mil}$$

$$\text{mm} / 25.4 = \text{inches}$$

$$\mu\text{m} / 25.4 = \text{mil}$$

$$\text{N} \times 0.225 = \text{lb}$$

$$\text{N/mm} \times 5.71 = \text{lb/in}$$

$$\text{N/mm}^2 \times 145 = \text{psi}$$

$$\text{MPa} \times 145 = \text{psi}$$

$$\text{N}\cdot\text{m} \times 8.851 = \text{lb}\cdot\text{in}$$

$$\text{N}\cdot\text{m} \times 0.738 = \text{lb}\cdot\text{ft}$$

$$\text{N}\cdot\text{mm} \times 0.142 = \text{oz}\cdot\text{in}$$

$$\text{mPa}\cdot\text{s} = \text{cP}$$